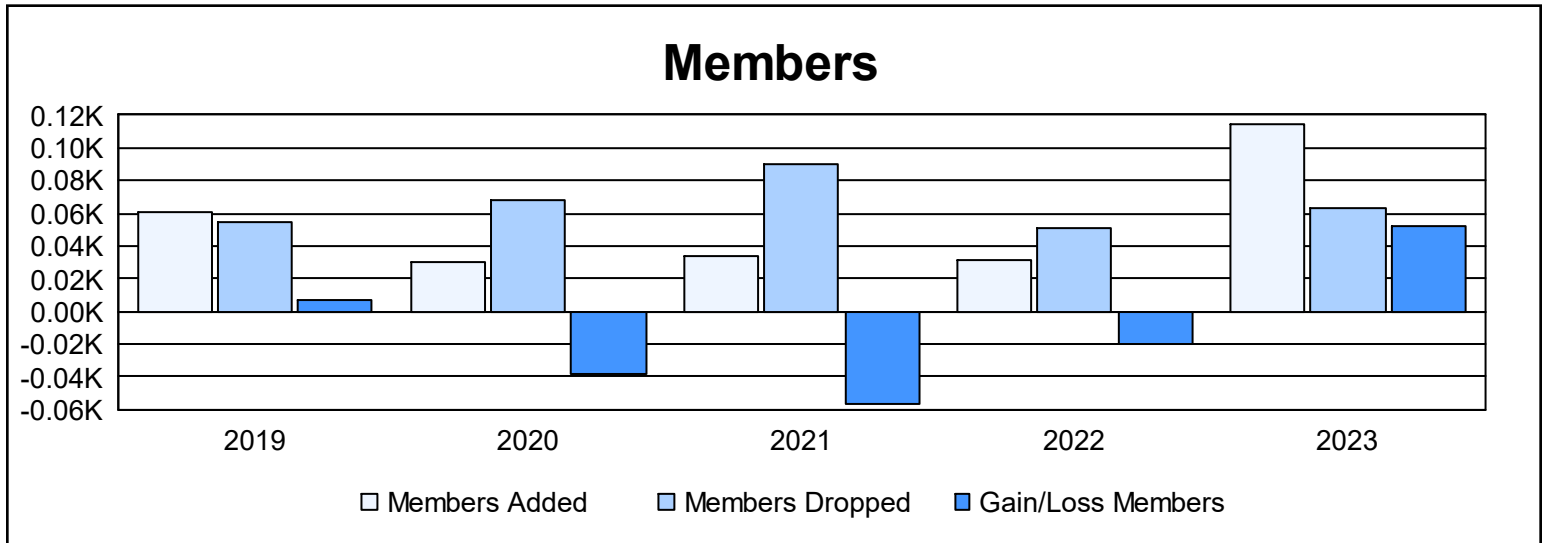
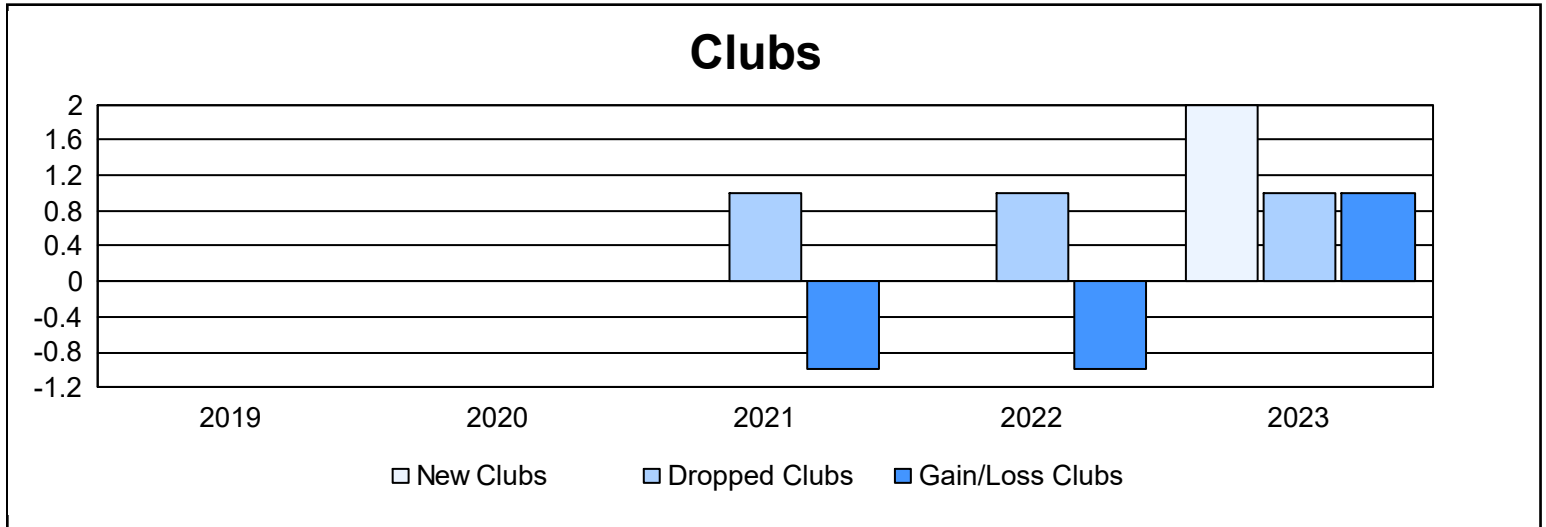
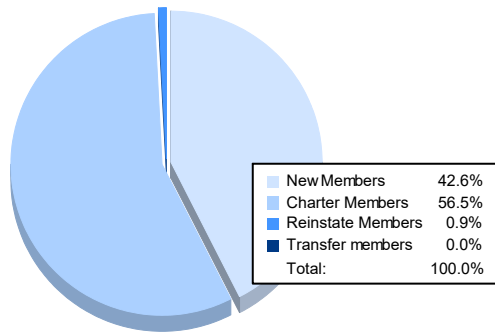


| Year | New Clubs | Dropped Clubs | Gain/ Loss Clubs | New Members | Charter Members | Reinstate Members | Transfer Members | Total Member Added | Total Members Dropped | Gain/ Loss Members |
|----------------|-----------|---------------|------------------|-------------|-----------------|-------------------|------------------|--------------------|-----------------------|--------------------|
| 2018-2019 | 0 | 0 | 0 | 45 | 2 | 10 | 4 | 61 | 54 | 7 |
| 2019-2020 | 0 | 0 | 0 | 28 | 2 | 0 | 0 | 30 | 68 | -38 |
| 2020-2021 | 0 | 1 | -1 | 32 | 0 | 2 | 0 | 34 | 90 | -56 |
| 2021-2022 | 0 | 1 | -1 | 27 | 1 | 2 | 1 | 31 | 51 | -20 |
| 2022-2023 | 2 | 1 | 1 | 49 | 65 | 1 | 0 | 115 | 63 | 52 |
| Average | 0 | 1 | 0 | 36 | 14 | 3 | 1 | 54 | 65 | -11 |



Membership Composition June 2023 Cumulative



Gender Composition June 2023 Cumulative

